

# PSC CLEANING SYSTEMS INC.

## ELECTRICALLY HEATED PRESSURE CLEANING SYSTEMS



S429K448A - 4 GPM AT 3000 PSI  
48 KW INPUT HEAT EXCHANGER



SB20K2472A - 8 GPM AT 2000 PSI  
72 KW INPUT HEAT EXCHANGER

### FEATURES:

- ENVIRONMENTALLY FRIENDLY - NO EXHAUST FUMES OR OPEN FLAME
- TRIGGER GUN ACTIVATED START/STOP CONTROL CIRCUIT WITH SOLID STATE TIME DELAY SHUTDOWN
- INSTANT HOT PRESSURIZED WATER - NO WARM UP TIME REQUIRED
- LARGE 80 AND 140 GALLON HEAT EXCHANGER TANKS ALLOW FOR CONTINUOUS RECOVERY TO MAINTAIN OPTIMUM PERFORMANCE
- #316 STAINLESS STEEL HEAT EXCHANGER COIL(S)
- NO HARD WATER SCALE BUILDUP OR HEATING ELEMENT BURNOUT

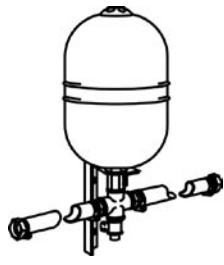
- HEAT TRANSFER FLUID (WATER) IN HEAT EXCHANGER TREATED TO PREVENT GALVANIC ACTION
- THERMAL BLANKET LINED TANK PROVIDES FOR ALMOST 100% ENERGY INPUT/OUTPUT EFFICIENCY (ALL POWER IS USED TO HEAT WATER)
- LOW WATER LEVEL SHUTOFF AND ADJUSTABLE TEMPERATURE CONTROL
- COLD WATER THROUGH PUMP FOR LONG LIFE
- THERMO-PROBE PUMP PROTECTION
- AVAILABLE WITH 24, 48, 72, 99 AND 115 KW INPUT WITH WORKING PRESSURES UP TO 4000 PSI
- IDEAL CENTRALIZED CLEANING SYSTEM

MODEL	FLOW GPM	PRESSURE PSI	MOTOR H.P.	HEATER INPUT	TOTAL 208V-3 PH	AMPERAGE 460V-3 PH	DRAW 575V-3 PH
S411K424A	4.0	1100	3	24	72.5	33.3	26.6
S411K448A	4.0	1100	3	48	134.8	62.2	49.7
S420K424A	4.0	2000	5	24	77.1	35.5	28.4
S420K448A	4.0	2000	5	48	139.6	64.4	51.8
S420K472A	4.0	2000	5	72	-	93.3	74.4
S429K424A	4.0	2900	7.5	24	85	39.1	31.3
S429K448A	4.0	2900	7.5	48	147.5	68	54.4
S429K472A	4.0	2900	7.5	72	-	96.5	76.9
S440K448A	4.0	4000	10	48	154	70.9	56.7
S440K472A	4.0	4000	10	72	-	99.8	79.9
S543K448A	5.4	3000	10	48	154	70.9	56.7
S543K472A	5.4	3000	10	72	-	99.8	79.9
S562K448A	5.6	2000	7.5	48	147.5	68	54.4
S562K472A	5.6	2000	7.5	72	-	96.9	77.6
S612K448A	6.0	1200	5	48	139.6	64.4	51.8
S620K448A	6.0	2000	7.5	48	147.5	68	54.4
S620K472A	6.0	1200	7.5	72	-	96.9	77.6
S812K2448A	8.0	1200	7.5	48	147.5	68	54.4
S812K2472A	8.0	1200	7.5	72	-	96.9	77.6
S820K2448A	8.0	2000	10	48	154	70.9	56.7
S820K2472A	8.0	2000	10	72	-	99.8	79.9
S830K2448A	8.0	3000	15	48	165	75.9	60.7
S830K2472A	8.0	3000	15	72	-	104.8	83.9

## STANDARD EQUIPMENT:

- BELT-DRIVEN, GENERAL PLUNGER PUMP WITH THERMO-PROBE PUMP PROTECTION
  - ST-2605 RELAX-ACTION TRIGGER GUN WITH DUAL LANCE AND 50 FT. HIGH PRESSURE HOSE (S812, S820, S830 COMPLETE WITH 2 EACH OF RELAX-ACTION TRIGGER GUNS, SINGLE LANCES AND 50 FT. HIGH PRESSURE HOSES)
  - DOWNSTREAM CHEMICAL INJECTION (S812, S820, S830 COMPLETE WITH UPSTREAM INJECTION)
- NOTE: IF CAT PUMPS ARE DESIRED, PLEASE CONSULT FACTORY*

## FACTORY ADDED OPTIONS:



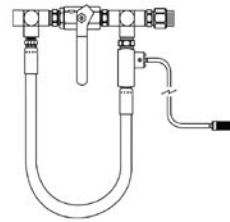
SRA  
SURGE RELIEF



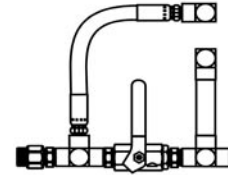
CLS CLEANING  
STATION



ETM  
HOUR METER



CS-1 REMOTE  
CHEMICAL STATION



CWBE  
COLD WATER BYPASS

CWBE	COLD WATER BYPASS SYSTEM - INSTANT CHANGE FROM HOT WATER TO COLD WATER
CWBB	COLD WATER BLASTING SYSTEM - TO BYPASS HEAT EXCHANGER FOR COLD WATER BLASTING APPLICATIONS (INCLUDES 50 FT. X 1/2 IN. HIGH PRESSURE HOSE AND WATER BLAST GUN WITH SIDE HANDLE)
PCA	PORTABILITY CART FOR SINGLE COIL ELECTRICALLY HEATED MODELS C/W 6 IN. CASTERS AND PUSH/PULL HANDLE
HD-PCASB	PORTABILITY KIT FOR DUAL COIL ELECTRICALLY HEATED MODELS C/W 6 IN. CASTERS AND PUSH/PULL HANDLE OR TOW BAR
SRA	SURGE RELIEF ASSEMBLY (MUST BE INSTALLED ON THE DOMESTIC WATER SUPPLY WHEN THE SUPPLY LINE HAS A BACK FLOW PREVENTER, PRESSURE REDUCING VALVE OR CHECK VALVE PRESENT)
SA	NITROGEN CHARGED PUMP PULSATION SURGE ARRESTOR
LWPP-1/2	LOW INLET WATER PRESSURE PROTECTION - 1/2 IN. FITTINGS
LWPP-3/4	LOW INLET WATER PRESSURE PROTECTION - 3/4 IN. FITTINGS
ETM	ANALOG HOUR METER
CLS	CLEANING STATION ASSEMBLY (FOR MULTI-USER APPLICATIONS) C/W 1/2 IN. 2000 PSI RATED BALL VALVE AND HOSE QUICK CONNECT
CLS-3	CLEANING STATION ASSEMBLY (FOR MULTI-USER APPLICATIONS) C/W 1/2 IN. 3000 PSI RATED BALL VALVE AND HOSE QUICK CONNECT
CS-1	REMOTE CHEMICAL INJECTION STATION (FOR MULTI-USER APPLICATIONS) C/W ADJUSTABLE CHEMICAL INJECTOR, 2000 PSI RATED WASH/RINSE CONTROL VALVE AND SWIVEL CONNECTION
CS1-3	REMOTE CHEMICAL INJECTION STATION (FOR MULTI-USER APPLICATIONS) C/W ADJUSTABLE CHEMICAL INJECTOR, 3000 PSI RATED WASH/RINSE CONTROL VALVE AND SWIVEL CONNECTION
CS1-SSB	CS-1 HOUSED IN LOCKABLE STAINLESS STEEL PANEL BOX
CS1-3SSB	CS1-3 HOUSED IN LOCKABLE STAINLESS STEEL PANEL BOX
SS-HEATER	#316 STAINLESS STEEL HEAT EXCHANGER SHELL INCLUDES WRAP, PAN AND PANEL COVER (FOR SINGLE COIL MODELS)
SS-HEATER DUAL	#316 STAINLESS STEEL HEAT EXCHANGER SHELL INCLUDES WRAP, PAN AND PANEL COVER (FOR DUAL COIL MODELS)
SS-TANK	#304 STAINLESS STEEL HEAT EXCHANGER TANK (FOR SINGLE COIL MODELS)
SS-DUAL TANK	#304 STAINLESS STEEL HEAT EXCHANGER TANK (FOR DUAL COIL MODELS)
3-SS	#316 STAINLESS STEEL PUMP COVER (FOR MODELS WITH 10 H.P. MOTORS OR LESS)
3-SB	#316 STAINLESS STEEL PUMP COVER (FOR MODELS WITH 15 H.P. MOTORS)
3ELV	POWDER COAT PAINTED LOUVERED END COVERS - SET OF 2 (FOR MODELS WITH 10 H.P. MOTORS OR LESS)
3ESBLV	POWDER COAT PAINTED LOUVERED END COVERS - SET OF 2 (FOR MODELS WITH 15 H.P. MOTORS)
3ELVSS	#316 STAINLESS STEEL LOUVERED END COVERS - SET OF 2 (FOR MODELS WITH 10 H.P. MOTORS OR LESS)
3S8-SS	#316 STAINLESS STEEL LOUVERED END COVERS - SET OF 2 (FOR MODELS WITH 15 H.P. MOTORS)

PSC PROVIDES A FULL RANGE OF STANDARD-BUILT AND ENGINEERED HIGH PRESSURE PUMPING AND CLEANING SYSTEMS FOR VIRTUALLY ANY COMMERCIAL OR INDUSTRIAL CLEANING APPLICATION. CONTACT YOUR DISTRIBUTOR FOR FURTHER INFORMATION OR ASSISTANCE IN DETERMINING THE RIGHT PSC MODEL FOR YOUR APPLICATION



PHONE: (800) 246-9689 / (905) 761-1733 • FAX: (905) 738-6168  
WEBSITE: WWW.PSCCLEAN.COM • EMAIL: INFO@PSCCLEAN.COM  
© 2002 PSC CLEANING SYSTEMS INC., ALL RIGHTS RESERVED